



Rajoo Engineers Limited

Rajoo Avenue
Survey No.210, Plot No.1
Industrial Area, Veraval (Shapar)
Rajkot - 360 024. India

Phone : +91-97129-62704 / 52701 /32706
Fax : +91-2827-252700
E-mail : ret@rajoo.com
Web : www.rajoo.com

RAJOO[®]
excellence in extrusion

REF: BSE/SHP/2013-14/Q1

11th July, 2013

To,
The Department of Corporate Services,
The Bombay stock Exchange Ltd.,
Phiroz Jeejeebhoy Towers,
Dalal Street,
Mumbai - 400 001.

ATTN:- The Department of Corporate Services

Sub :- Submission of Shareholding Pattern for the Quarter ended on 30-06-2013.

Dear Sir,

With reference to the above subject, we are submitting herewith the Shareholding Pattern for the Quarter ended on 30th June, 2013 as per Clause 35 of the Listing Agreement.


Please take the same on your records and oblige.

Thanking you,

Yours faithfully,


FOR, RAJOO ENGINEERS LIMITED,


(Pravin K. Joshi)
Compliance Officer




Introductory sub-table (I)(a)

Name of the Company: RAJOO ENGINEERS LIMITED			
Scrip Code, Name of the scrip, class of security: 522257			
Quarter ended: 30-06-2013			
Partly paid-up shares:-	No. of partly paid-up shares	As a % of total no. of partly paid-up shares	As a % of total no. of shares of the company
Held by promoter/promoter group	0	0	0
Held by public	0	0	0
Total	0	0	0
Outstanding convertible securities:-	No. of outstanding securities	As a % of total no. of outstanding convertible securities	As a % of total no. of shares of the company, assuming full conversion of the convertible securities
Held by promoter/promoter group	0	0	0
Held by public	0	0	0
Total	0	0	0
Warrants:-	No. of warrants	As a % of total no. of warrants	As a % of total no. of shares of the company, assuming full conversion of warrants
Held by promoter/promoter group	0	0	0
Held by public	0	0	0
Total	0	0	0
Total paid-up capital of the company, assuming full conversion of warrants and convertible securities (Grand Total (A+B+C)+ D+E+F)	36720750		100




Statement Showing Shareholding Pattern

Category code	Category of Shareholder	Number of Share holders	Table (I)(a)		Total shareholding as a percentage of total number of shares		Shares Pledged or otherwise encumbered	
			Total number of shares	Number of shares held in dematerialized form	As a percentage of(A+B) ¹	As a percentage of (A+B+C)	Number of shares	As a percentage
(I)	(II)	(III)	(IV)	(V)	(VI)	(VII)	(VIII)	(IX)= (VIII)/(IV)*100
(A)	Shareholding of Promoter and Promoter Group²							
1	Indian							
(a)	Individuals/ Hindu Undivided Family	14	17442401	17442401	47.50	47.50	0	0.00
(b)	Central Government/ State Government(s)	0	0	0	0.00	0.00	0	0.00
(c)	Bodies Corporate	3	1649037	1649037	4.49	4.49	0	0.00
(d)	Financial Institutions/ Banks	0	0	0	0.00	0.00	0	0.00
(e)	Any Others(Specify)	0	0	0	0.00	0.00	0	0.00
(e-i)								
(e-ii)								
	Sub Total(A)(1)	17	19091438	19091438	51.99	51.99	0	0.00
2	Foreign							
a	Individuals (Non-Residents Individuals/ Foreign Individuals)	0	0	0	0.00	0.00	0	0.00
b	Bodies Corporate	0	0	0	0.00	0.00	0	0.00
c	Institutions	0	0	0	0.00	0.00	0	0.00
d	Any Others(Specify)	0	0	0	0.00	0.00	0	0.00
d-i								
d-ii								
	Sub Total(A)(2)	0	0	0	0.00	0.00	0	0.00
	Total Shareholding of Promoter and Promoter Group (A)= (A)(1)+(A)(2)	17	19091438	19091438	51.99	51.99	0	0.00
(B)	Public shareholding							
1	Institutions							
(a)	Mutual Funds/ UTI	1	3000	0	0.01	0.01	0	0.00
(b)	Financial Institutions /Banks	0	0	0	0.00	0.00	0	0.00
(c)	Central Government/ State	0	0	0	0.00	0.00	0	0.00
(d)	Venture Capital Funds	0	0	0	0.00	0.00	0	0.00
(e)	Insurance Companies	0	0	0	0.00	0.00	0	0.00




(f)	Foreign Institutional Investors	0	0	0	0.00	0.00	0	0.00
(g)	Foreign Venture Capital	0	0	0	0.00	0.00	0	0.00
(h)	Any Other (specify)	0	0	0	0.00	0.00	0	0.00
(h-i)								
(h-ii)								
	Sub-Total (B)(1)	1	3000	0	0.01	0.01	0	0.00
B 2	Non-institutions							
(a)	Bodies Corporate	92	1449275	1438265	3.95	3.95	0	0.00
(b)	Individuals	0	0	0	0.00	0.00	0	0.00
I	Individuals -i. Individual shareholders holding nominal share capital up to Rs 1 lakh	5302	11962586	9041426	32.58	32.58	0	0.00
II	ii. Individual shareholders holding nominal share capital in excess of Rs. 1 lakh.	16	3434240	3434240	9.35	9.35	0	0.00
(c)	Any Other (specify)				0.00	0.00	0	0.00
(c-i)	Clearing members	47	664774	664774	1.81	1.81	196100	29.50
(c-ii)	Foreign Nationals NRI	13	111587	111587	0.30	0.30	0	0.00
(c-iii)	Foreign Nationals NRI (NON	3	3850	3850	0.01	0.01	0	0.00
	Sub-Total (B)(2)	5473	17626312	14694142	48.00	48.00	196100	1.11
(B)	Total Public Shareholding (B)=	5474	17629312	14694142	48.01	48.01	196100	1.11
	TOTAL (A)+(B)	5491	36720750	33785580	100.00	100.00	196100	0.53
(C)	and against which Depository Receipts have been issued							
1	Promoter and Promoter Group	0	0	0	0	0.00	0	0.00
2	Public	0	0	0	0	0.00	0	0.00
	Sub-Total (C)	0	0	0	0	0.00	0	0.00
	GRAND TOTAL (A)+(B)+	5491	36720750	33785580	100.00	100.00	196100	0.53




(I)(b) Statement showing holding of securities (including shares, warrants, convertible securities) of persons belonging to the category "Promoter and Promoter Group"

Sr. No.	Name of the shareholder	Details of Shares held		Encumbered Shares			Details of warrants		Details of convertible securities		Total shares (including underlying shares assuming full conversion of warrants and convertible securities) as a % of diluted share
		Number of shares held	As a % of grand total (A)+(B)+(C)	Number	As a percentage	As a % of grand total (A)+(B)+(C) of sub-clause (I)(a)	Number of warrants held	As a % total number of warrants of the same class	Number of convertible securities held	As a % total number of convertible securities of the same class	
(I)	(II)	(III)	(IV)	(V)	(VI)=(V)/(III)*100	(VII)	(VIII)	(IX)	(X)	(XI)	(XII)
1	RAJESH NANALAL DOSHI	2940200	8.01	0	0.00	0.00	0	0.00	0	0.00	0.00
2	NITA KISHOR DOSHI	1802200	4.91	0	0.00	0.00	0	0.00	0	0.00	0.00
3	KHUSHBOO C. DOSHI	1594000	4.34	0	0.00	0.00	0	0.00	0	0.00	0.00
4	KISHOR NANALAL DOSHI	1443000	3.93	0	0.00	0.00	0	0.00	0	0.00	0.00
5	RITA RAJESH DOSHI	1855690	5.05	0	0.00	0.00	0	0.00	0	0.00	0.00
6	DEVYANI C. DOSHI	4122000	11.23	0	0.00	0.00	0	0.00	0	0.00	0.00
7	UTSAV KISHORKUMAR DOSHI	710000	1.93	0	0.00	0.00	0	0.00	0	0.00	0.00
8	RAJESH NANALAL DOSHI - HUF	660000	1.80	0	0.00	0.00	0	0.00	0	0.00	0.00
9	KRUTI RAJESHBHAI DOSHI	595000	1.62	0	0.00	0.00	0	0.00	0	0.00	0.00
10	PALLAV KISHORBHAI DOSHI	560000	1.53	0	0.00	0.00	0	0.00	0	0.00	0.00
11	CHANDRAKANT N DOSHI - HUF	460000	1.25	0	0.00	0.00	0	0.00	0	0.00	0.00
12	KISHOR N. DOSHI - HUF	324000	0.88	0	0.00	0.00	0	0.00	0	0.00	0.00
13	AMIT RASIKLAL SHAH	285402	0.78	0	0.00	0.00	0	0.00	0	0.00	0.00
14	AARTI AMIT SHAH	90909	0.25	0	0.00	0.00	0	0.00	0	0.00	0.00
15	WONDERPACK INDUSTRIES P. LTD.	909090	2.48	0	0.00	0.00	0	0.00	0	0.00	0.00
16	AMIT PLASTOPACK TECHNOLOGIES	285402	0.78	0	0.00	0.00	0	0.00	0	0.00	0.00
17	SAMBHAV PLASTOPACK P. LTD	454545	1.24	0	0.00	0.00	0	0.00	0	0.00	0.00
TOTAL		19091438	51.99	0	0.00	0.00	0	0.00	0	0.00	0.00




(I)(c) (i) Statement showing holding of securities (including shares, warrants, convertible securities) of persons belonging to the category "Public" and holding more than 1% of the total number of shares

Sr. No.	Name of the shareholder	Number of shares held	Shares as a percentage of total number of shares {i.e., Grand Total (A)+(B)+(C) indicated in Statement at para (I)(a) above}	Details of warrants		Details of convertible securities		Total shares (including underlying shares assuming full conversion of warrants and convertible securities) as a % of diluted share capital
				Number of warrants held	As a % total number of warrants of the same class	Number of convertible securities held	As a % total number of convertible securities of the same class	
1	ESSEN SPECIALITY FILMS P. LTD.	859400	2.34	0	0.00	0	0.00	0.00
2	CHAVDA JAWAHARBHAI PETHALJIBHAI	510000	1.39	0	0.00	0	0.00	0.00
3	BP EQUITIES PRIVATE LIMITED	389878	1.06	0	0.00	0	0.00	0.00
TOTAL		1759278	4.79	0	0.00	0	0.00	0.00




(D)(c) (ii) Statement showing holding of securities (including shares, warrants, convertible securities) of persons (together with PAC) belonging to the category "Public" and holding more than 5% of the total number of shares of the company.

Sr. No.	Name(s) of the shareholder(s) and Persons Acting in Concert (PAC) with them	Number of shares held	Shares as a percentage of total number of shares {i.e., Grand Total (A)+(B)+(C) indicated in Statement at para (D)(a) above}	Details of warrants		Details of convertible securities		Total shares (including underlying shares assuming full conversion of warrants and convertible securities) as a % of diluted share capital
				Number of warrants held	As a % total number of warrants of the same class	Number of convertible securities held	As a % total number of convertible securities of the same class	
TOTAL		0	0.00	0	0.00	0	0.00	0.00




(I)(d) Statement showing details of Locked-in shares

Sr. No.	Name of the shareholder	Number of shares held	Shares as a percentage of total number of shares {i.e., Grand Total (A)+(B)+(C) indicated in Statement at para (I)(a) above}
1			
2			
3			
4			
TOTAL		0	0.00




(II)(a) Statement showing details of Depository Receipts (DRs)

Sr. No.	Type of outstanding DR (ADRs, GDRs, SDRs, etc.)	Number of outstanding DRs	Number of shares underlying outstanding DRs	Shares underlying outstanding DRs as a percentage of total number of shares {i.e., Grand Total (A)+(B)+(C) indicated in Statement at para (I)(a) above}
1				
2				
3				
4				
5				
TOTAL		0	0	0



(II)(b) Statement showing holding of Depository Receipts (DRs), where underlying shares held by "Promoter/Promoter Group" are in excess of 1% of the total number of shares.

Sr. No.	Name of the DR Holder	Type of outstanding DR (ADRs, GDRs, SDRs, etc.)	Number of shares underlying outstanding DRs	Shares underlying outstanding DRs as a percentage of total number of shares {i.e., Grand Total (A)+(B)+(C) indicated in Statement at para (I)(a) above}
1				
2				
3				
4				
5				
TOTAL			0	0



Statement showing the voting pattern of shareholders, if more than one class of shares / securities is issued by the issuer (Give description of voting rights for each class of security)

		Table (III)(a)					
Category	Category of Shareholder	Number of voting rights held in each class of securities			Total voting rights (III+IV+V)	Total Voting rights i.e. (VI)	
		Class X	Class Y	Class Z		As a % of (A + B)	As a % of (A + B + C)
(I)	(II)	(III)	(IV)	(V)	(VI)	(VII)	(VIII)
(A)	Promoter and Promoter Group						
1	Indian						
(a)	Individuals/ Hindu Undivided Family						
(b)	Central Government/ State Government(s)						
(c)	Bodies Corporate						
(d)	Financial Institutions/ Banks						
(e)	Any Others(Specify)						
(e-i)							
(e-ii)							
	Sub Total(A)(1)	0	0	0	0	0.00	0.00
2	Foreign						
a	Individuals (Non-Residents Individuals/ Foreign Individuals)						
b	Bodies Corporate						
c	Institutions						
d	Any Others(Specify)						
d-i							
d-ii							
	Sub Total(A)(2)	0	0	0	0	0.00	0.00
	Total Shareholding of Promoter and Promoter Group (A)= (A)(1)+(A)(2)	0	0	0	0	0.00	0.00
(B)	Public shareholding						
1	Institutions						
(a)	Mutual Funds/ UTI						
(b)	Financial Institutions/ Banks						



(c)	Central Government/ State Government(s)						
(d)	Venture Capital Funds						
(e)	Insurance Companies						
(f)	Foreign Institutional Investors						
(g)	Foreign Venture Capital Investors						
(h)	Any Other (specify)						
(h-i)							
(h-ii)							
	Sub-Total (B)(1)	0	0	0	0	0.00	0.00
B 2	Non-institutions						
(a)	Bodies Corporate						
(b)	Individuals						
I	Individuals -i. Individual shareholders holding nominal share capital up to Rs 1 lakh						
II	ii. Individual shareholders holding nominal share capital in excess of Rs. 1 lakh.						
(c)	Any Other (specify)						
(c-i)							
(c-ii)							
	Sub-Total (B)(2)	0	0	0	0	0.00	0.00
(B)	Total Public Shareholding (B)= (B)(1)+(B)(2)	0	0	0	0	0.00	0.00
	TOTAL (A)+(B)	0	0	0	0	0.00	0.00
(C)	Shares held by Custodians and against which Depository Receipts have been issued						
	GRAND TOTAL (A)+(B)	0	0	0	0	0.00	0.00

